


**Mental health  
awareness  
week**

**15<sup>th</sup>-19<sup>th</sup> May**



## News from the Early Years- May 2023

**May 2023**

### **Half termly knowledge planners**

We have sent out half-termly planners for parent/carers to support learning at home for Summer 1. Please have a look at these and let us know if we can support in any other way.

### **Change of date**

**We apologise that the bug club workshop was cancelled. The new date is Tuesday 16<sup>th</sup> May 2023**



### **King Charles III**

**On Saturday the 5<sup>th</sup> May the whole country celebrated the coronation of King Charles. There is still plenty to do...**

- Talk to your child about the king and this historical event they will see.
- Visit <https://www.rct.uk/visit> for further information about visiting historical sites
- Go on a bus tour of London  
Watch the Kings Procession-The procession is due to start at Buckingham Palace and will head down The Mall before turning right around the corner of St James's Park, through the Horse Guards Parade, down Parliament Street before ending at Westminster Abbey.
- [www.busythings.co.uk](http://www.busythings.co.uk)


### **Don't forget!!!!**

#### **Guided Nature walk by Friends of Holmleigh**

**When:** Saturday 13<sup>th</sup> May 2023

**Suggested donation:** £5 per family

**Meet:** Clapton common by the pond 1pm



On Thursday 20<sup>th</sup> April the nursery and reception class went to watch 'The Flying Bath' at the Little Angel Theatre. The show was thoroughly enjoyed by all! The children especially enjoyed:

'The duck and the flying bath in the sky'

'The kangaroo who did not have running water'

'The telephone ringing'

#### **Google classroom for nursery parent/carers only**

You should all have logged onto the Google classroom platform. Please see a member of the team if you have not managed to log on as yet and need help. **Please note new learning experiences will be posted once a month on a Friday on Google classroom for children in the nursery.**

**BUG CLUB** Please note, your child should be accessing bug club resources and E-BOOKS online every day. There is an upcoming parent workshop on **9-5-23** for further support.

### **Voluntary Contributions**


**We have not received the voluntary contributions** from parent/carers which is used to buy consumables in the early years. We rely heavily upon this donation.

**Please bring your £5 contribution (Per half term) into school as soon as you can**

## Nursery Class

In the nursery the children have looked carefully at the flying bath story. They have engaged in role play with props and learnt about the life cycle of a frog. There has been so much interest in locating snails in the nursery garden.

Through the focus story 'Betty Goes Bananas' the children counted, broke, and peeled bananas. They used the blender to make banana milkshake. Special visitors called: Stacey, Jo and Angie came to see the nursery to teach pedestrian crossing skills. The 4 main words were taught: **STOP, LOOK, LISTEN and THINK!** The children practised using the new skills on a road and tried on a crossing patrol hat!



What  
have we  
been  
learning



## Reception Class

Our topic this term is 'Wild', a storybook written by Emily Hughes. We have had many discussions about the story; such as where it is set and what might happen in the story.

Through drama, we have used our bodies to act out scenes from the story, such as being a tree or an animal in the woods. The children have thoroughly enjoyed bringing the story to life!

There is a big focus on learning our key words and phonics sounds, we have persevered to hear, say and read the sounds!

We have been learning to solve subtraction problems using counters and number lines as well as creating our own number problems for our friends to solve! The concept of halves and parts of a shape was explored through cutting fruit in half and making our own fruit salad!



## Important dates for the diary

### Parent/carers workshops in the early years

As a result of the completed parent/carer questionnaire about further support the following workshops have been planned.

- Bug Club and E-books Tuesday 16th May in the nursery 3.40-4.25
- The writing journey in the early years Tuesday 6<sup>th</sup> June in the nursery 3.40-4.25

Event	Date	Parent support at home
<b>Mental health awareness week</b>	Monday 15 <sup>th</sup> May – Friday 19 <sup>th</sup> May	Read well-being letter for ways to support anxiety at home
<b>Phonics Bug Club workshop</b>	Tuesday 16 <sup>th</sup> May	
<b>Holmleigh CWIS visits</b>	Tuesday 16 <sup>th</sup> May	Sorcha the CWIS will be in the playground, go over to her and say hello.
<b>Reception class Assembly</b>	Wednesday 24 <sup>th</sup> May	All parent/carers of reception class are invited to watch. Times will be confirmed via invite
<b>Last day of school – half term</b>	Friday 26 <sup>th</sup> May	Half term starts Monday 29 <sup>th</sup> May- Friday 2 <sup>nd</sup> June 2023 school opens on Monday 5 <sup>th</sup> June 2023
<b>British museum- NURSERY ONLY</b>	Thursday 15 <sup>th</sup> June	Letter to follow
<b>British museum- RECEPTION ONLY</b>	Friday 23 <sup>rd</sup> June	Letter to follow

**Monday 19<sup>th</sup> June-INSET DAY**  
**Children return as normal on Tuesday 20th June 2023**

## Victoria Sponge

As part of the king's Coronation, here are some activities to do at home.



### Ingredients

200g unsalted butter, softened, plus extra for greasing  
200g caster sugar  
1 tsp vanilla extract  
4 medium eggs  
200g self-raising flour, plus extra for dusting  
about 6 tbsp raspberry jam  
250ml double cream, whipped  
icing sugar, for dusting

### Method

#### STEP 1

Heat oven to 190C/170C fan/gas 5. Grease and flour two 20cm sandwich tins.

#### STEP 2

Place 200g softened unsalted butter, 200g caster sugar and 1 tsp vanilla extract into a bowl and beat well to a creamy consistency.

#### STEP 3

Slowly beat in 4 medium eggs, one by one, then fold in 200g self-raising flour and mix well.

#### STEP 4

Divide the mix between the cake tins, place into the oven and bake for about 20 mins until risen and golden brown. The cakes should spring back when gently pushed in the middle.

#### STEP 5

When ready, remove from the oven and allow to cool for 5 mins in the tin, before turning out onto a wire rack and cooling completely.

### **Draw and make a Flag**



### **What you need:**

Paper

Stick

Tape

Marker pens/colouring  
pencils

### **Instructions**

1. Draw the flag outline below
2. Copy the design
3. Select the correct colours
4. Colour the flag.
5. Place a stick at one end of the paper and tape the stick in place.



## Make Trifle

1. Make up a packet of strawberry jelly and leave to cool (out of children's reach)
2. Older children will be able to do the rest of this with a little help and supervision
3. Put some sponge fingers or trifle sponges in the bottom of a large bowl
4. Drizzle a few tablespoons of orange juice over the sponges
5. Chop or slice the strawberries and chuck them into the bowl (on top of the sponges)
6. When the jelly is cool, but not set, pour over the fruit and leave in the fridge to set
7. When the jelly is set, top with custard, cream or strawberry yoghurt
8. Add sprinkles if desired

### Ingredients

- 130g jelly (approximately 1 pack)
- 225g strawberries (you could use blackberries, mixed berries or tinned fruit if preferred)
- 160g trifle sponges (or Victoria sponge cake)
- 4 tbsp orange juice
- 600ml custard (or yoghurt or whipped cream)
- chocolate sprinkles (optional)

