

## I spy with my little eye...

## Autumn 1- Nursery Knowledge Planner

### Key Vocabulary

Hello/goodbye  
Body- arms, feet, tummy,  
head, skin, knees, hands  
Eyes, sight, blind, oval  
Mouth, taste  
Nose- smell  
Hands- touch  
Ears- hear, listen  
Eyebrow, curved  
Eyelashes  
Nostrils, air, breathe  
Grandparents  
Mum  
Dad  
Brother  
Sister  
Feelings: sad, happy

### Songs and rhymes

One little finger  
Hokey Cokey  
Rain, rain go away  
I've got a body and very  
busy body  
Heads, shoulders, knees  
and toes  
Do my ears hang low?

### Understanding the world

Naming people in my family  
Talking about what is different and  
what is the same  
Locating different places around me/  
on my body.  
What can I see, touch, smell, taste?  
Moving different parts of my body  
**Arms, legs, head, shoulders, tummy,  
hands, feet, elbows, neck**

### Expressive Art and Design- Paul Klee


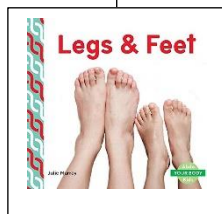
1. Draw a circle
2. Draw circles for the eyes  
and lines for eyebrows
3. Draw a nose, holes for  
nostrils
4. Draw a mouth
5. Draw ears
6. Draw hair using different  
types of lines

### Pre-Writing Shapes



### Personal, Social and Emotional Development

sad, happy, scared, angry.  
Recognise and name own  
feelings



My Sleep routine  
Brushing my teeth  
Washing my hands  
Getting dressed  
Using the toilet  
and hand dryer  
How do my feet  
work?

### Communication and Language- Concept Cat

Big / little	Fast/slow	Top/bottom
Dry/wet	In/out	under/over
Loud/quiet	in front/behind	Near /far

### Mathematical

Chant numbers in order in English and  
home language  
Say 1 number name for each item  
counted  
Show finger amounts up to 3  
Uses timers in play  
Orders and sequences events

### Vocabulary

**Lots, more, same, one, chant, fingers,  
sandtimer.**

### Physical Development

Manages buttons  
Pours own drinks from a jug  
Uses own knife and fork and  
one handed tools  
Puts on own coat  
Begins to attempt zips  
Puts on own hat  
Gets own water bottle  
Using the toilet

### How to teach a child to put on their coat.

1. Place coat on the  
floor
2. Tag/hood nearest  
to child's feet.
3. Child's arms placed  
in arm holes
4. Tip and flip coat  
over head

Buttering slice of  
bread

Peels own fruit




**Peel, skin, core,  
pips, knife,  
spread, sharp,  
safe, control,**

### Literacy Reading

Holds book the right way up  
Turns the pages  
Join in repeated words

### Vocabulary

**Cover, front, back, spine, pages**



Culture Capital: parent/carer visits, grandparent's day- 3<sup>RD</sup> October, Black History month- The Windrush 75,  
visit to Allen's garden, library visits, ABCD Charity- 10<sup>th</sup> October