






Spring Term2	Week 1	Week 2	Week 3	Week 4	Week 5&6
<p><b>Focus book</b></p> <p>This is the book which is shared throughout the week</p>					
<p><b>Literacy &amp; CL</b></p> <p><b>Understanding the world</b></p> <p><b>Expressive arts</b></p>	<ul style="list-style-type: none"> <li>Week 1- Assessment week</li> <li>Introduce the hook for the story 'Jim and the Beanstalk'. Look at a bean plant and record children's previous knowledge.</li> <li>HOOK- set up a station with objects from the story in a feely bag (objects- glasses, measuring tape, wig, gold coin, large teeth)</li> <li>Discussion on blurb and story characters. Predictions about what the story might be about.</li> <li>Whole class shared poem session</li> </ul>	<ul style="list-style-type: none"> <li>What is a castle? Look at a selection of castles in England and the UK</li> <li>Cornflakes tasting session- which cereal is our favourite?</li> <li>Toast making- children to choose a selection of toppings for their toast</li> <li>Shops role-play using money</li> <li>Opticians role play set up</li> <li>Word wall- new vocabulary learnt such as oculist, poetry etc.</li> <li>Explore poetry books and rhymes</li> <li>Writing our own poem</li> <li>Whole class shared poem session</li> </ul>	<ul style="list-style-type: none"> <li>Why are our teeth important?</li> <li>Dentist role play set up</li> <li>Set up a hairdressers with different wigs, hats for different looks</li> <li>Write a letter to the giant or Jim</li> <li>Where do letters go and how do they reach our homes?</li> <li>Visit a post box and local post office</li> <li>Whole class shared poem session</li> <li>Trip to the British Museum</li> </ul>	<ul style="list-style-type: none"> <li>Discussions about seeds, what they are and where they can be found</li> <li>HOOK- walk around the school to find seeds from flowers or plants/ trees</li> <li>Drawing pictures of different flowers and plants that we know</li> <li>Collage using different types of natural materials and objects- link to Andy Goldworthy</li> <li>Discussions about different types of animals- ocean, woodland, jungle and desert animals</li> </ul>	<ul style="list-style-type: none"> <li>Research about different seasons- autumn, winter, spring, summer. Create a collage to show the seasons and what happens during them</li> <li>Planting our own seeds</li> <li>Investigations- carry out a fair test in which a seed is placed in different conditions to investigate where and in what conditions seeds/plants grow best</li> <li>End of year celebrations</li> </ul>
<p><b>Mathematics</b></p>	<ul style="list-style-type: none"> <li>To know number families to 5 and 10</li> <li>To know and recognise numbers to 20 consistently</li> </ul>	<ul style="list-style-type: none"> <li>Tally chart of our favourite cereals</li> <li>Order items in the environment by length and height</li> <li>know and name different coins</li> <li>Understand that £1 has greater value than pennies</li> </ul>	<ul style="list-style-type: none"> <li>To know doubles to 10</li> <li>To know number families to 10</li> <li>share an even group of objects between 2, 4</li> </ul>	<ul style="list-style-type: none"> <li>to begin to understand odd and even</li> <li>continue to consolidate number recognition to 20</li> </ul>	<ul style="list-style-type: none"> <li>to solve problems involving grouping and sharing</li> <li>relate the addition of doubles to counting on</li> <li>Consolidate addition and subtraction</li> </ul>
<p><b>Personal, social and emotional</b></p>	<p>How have we changed since we were born?</p> <p>Story book- share the story 'Once there Were Giants'.</p> <p>Parents to provide pictures of children at different stages of their growth from 0-5 i.e. when they were first born, to teething, crawling, walking (toddler), nursery, reception to create a timeline.</p> <p>Discussions- regular exercise and the importance; road safety recap; why having school rules are important and to recognise when they are being broken.</p> <p>Personal space- what does this mean and how can we respect one another's personal space</p> <p>Transitions- meet new class teacher and visit new classroom.</p>				
<p><b>Physical development</b></p>	<p>Gymnastics- jumping jacks (P.E programme)</p> <p>Games- the Olympics (P.E programme)</p> <p>Balanced sitting and good posture at tables for reading and writing</p> <p>Refine balls skills, teams, rules and targets- football club sessions</p> <p>Using a large range of one- handed tools</p> <p>Practice how to stay safe in the sun</p>				

# Reception Class Focus Learning Experiences

## Summer Term 2

Reception class are getting ready this term to transition from being in the early years to key stage one- Year 1.

This half termly plan provides all the carefully planned focus learning experiences which will be on offer to your child in the Reception Class throughout the half term. This plan is designed to be flexible and can change dependant on an individual child's development of skills, knowledge and interests. It can also change, if what is being taught, best fits within a specific week due to children's interests.

Please remember it is important that bug club is used to support your child's learning at home- it is an extension from school to home. The key words are important and so please continue to do these with your child daily at home.

**Please use this half termly planner to support your child at home, alongside the following:**

- Daily supported reading books
- Class and school library books
- Phonics sheets sent home (often daily)
- Online Bug Club portal
- Half termly homework packs
- Phonics sounds mat to support writing at home
- Key word List
- Letter formation sheets

We thank you for your continuous support!

The Reception Team