

Phonics Workshop



Bug Club Phonics

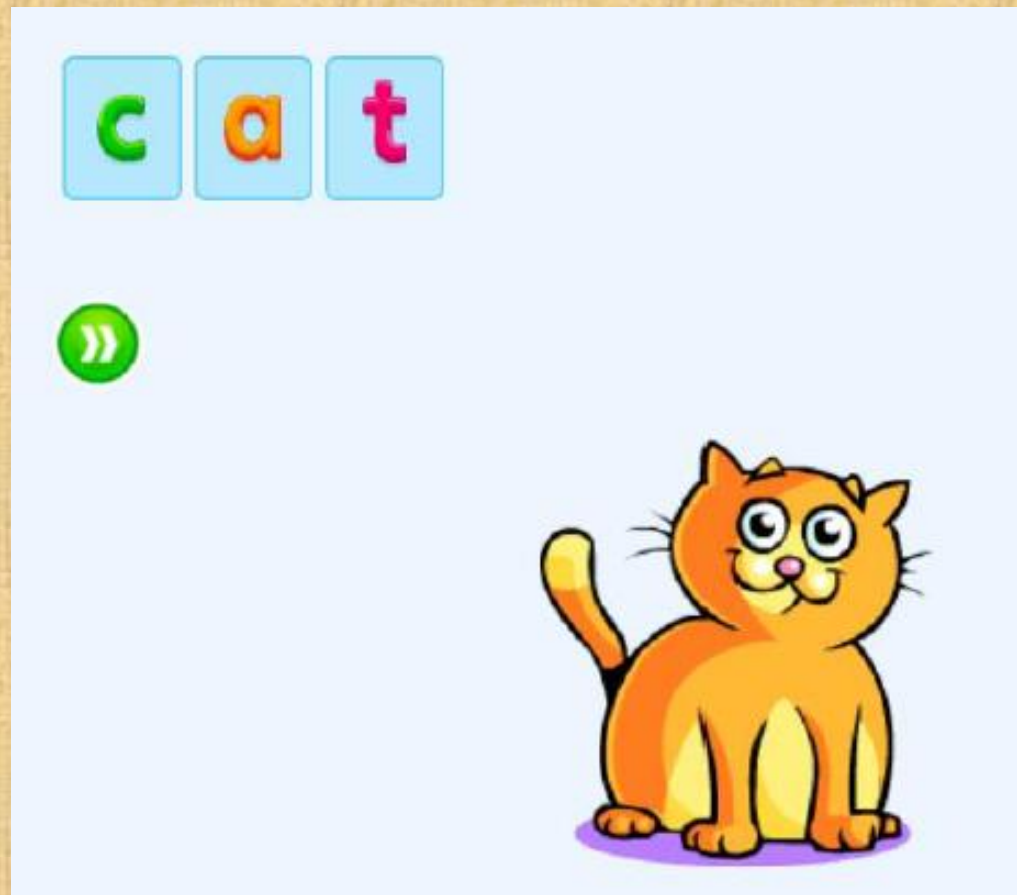
Tuesday 22nd October 2024

What is "Phonics"?

- Phonics is one of the most robust and recognised ways of teaching children to learn to read and write.
- It involves teaching children to hear the different sounds (phonemes) that make up words. For example in the word 'cat' we can hear 3 sounds...

- We then teach the children how each of these sounds are represented in print with a letter (grapheme).

C-a-t



So to read...

- Children learn to:
 1. Recognise letters and say what sound each one makes
 2. Blend those sounds together to read a word
 3. Say the word and understand what it means



All you need to know...



YouTube



Sounds


Reading

Spelling

Writing

Follow-up



pig

p i g



a b c d e f g h i j k l m n o p q r s t u v w x y z

Sounds


Reading

Spelling

Spelling


Writing

Follow-up

hop

h o p



Blend

Undo



a b c d e f g h i j k l m n o p q r s t u v w x y z



Sounds

Reading

Spelling

Writing

Follow-up



lot

l o t



a b c d e f g h i j k l m n o p q r s t u v w x y z

To write...

- Writing is the same skill but in reverse.
 1. Say the word
 2. Segment (break up the word) to hear each sound (phoneme)
 3. Choose the right letter (grapheme) to write for each sound they hear

Diagraphs and Trigraphs

- Some sounds have more than one letter to represent it.
- Sounds with 2 letters are called diagraphs
- Sounds with 3 letters are called trigraphs

shut

sh u t



high

h igh



Children spend a busy year in Reception learning one way to read and write each of the 44 sounds in the English language!

Phase 2 Sound Mat

s	ss	a	t	p	i	n	m	d
								
g	o	c	k	ck	e	u	r	
								
h	b	f	ff	l	ll			
								

Phase 3 Sound Mat

j	v	w	x	y	z	zz	qu	ch
								
sh	th	ng	ai	ee	igh	oa	oo	oo
								
ar	or	ur	er	ow	oi	ear	air	ure
								

In Year 1, children develop their reading even further by learning there are sometimes different ways to spell the same sound eg.

mail

m ai l

say

s ay

name

n a m e

weight

w eigh t

they

th ey

reins

r ei n s

Bug Club sound board

a b c d e f g h i j k l m n o p q r s t u v w x y z

ck qu ch sh th ng ai ee igh oa

oo

Long

oo

Short

ar or ur ow oi ear air ure er

Tricky words!

- On top of all of this children are also taught that some words cannot be decoded using the rules they have learnt.
- We call these *tricky words* and the best way children can learn them is by remembering what they look like.

Phase 2 to 5 Tricky Words

Phase 2

I
no
the
to
go
into

Phase 3

he
she
we
me
be
you
are
her
was
all
they
my

Phase 4

said
have
like
so
do
some
come
little
one
were
there
what
when
out

Phase 5

oh
Mrs
people
their
called
Mr
looked
asked
could

Year 1 Phonics Screening check

- Children complete a phonics reading check at the end of Year 1
- Summer term - June
- A phonics screening check pack will be sent home

- The children will be asked to read 40 words
- They will complete the test one at a time with a familiar adult
- It takes between 2-5 minutes
- If they do not manage to read the minimum number of words to pass, they will be given extra support and will repeat the test in Year 2

What to expect in the test?

- They will read some words with 2 and 3 sounds eg.

in

dog

ship

play

And then words with different letter combinations like...

Scream

Phone

And longer words like...

Second

Tractor

Section 2

swept

dreams

scrap

strike


Real words

Section 1

heng



shob



farn



chesh

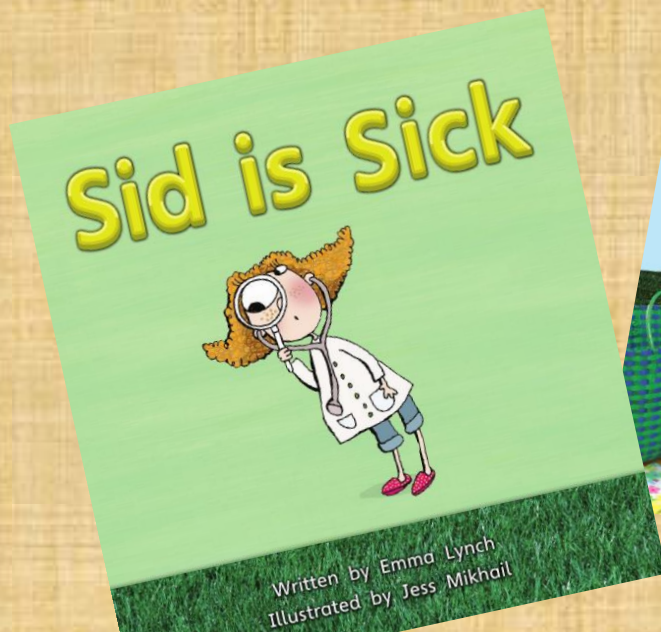


Alien words

How can you help?

- Read as much as possible with your child.
- *“Book related talk introduces children to language that they might not hear in ordinary conversation, especially the vocabulary of the book itself. This primes them to understand what they read later, in their leisure reading and across the curriculum”.*

- Your child will also bring home a phonics reading book that matches their phonics learning, every day. Please listen to them read it!
- Your child also has a log in for Bug Club! They have allocated books and games to play to practise their reading at home.



A final note...

- Phonics is not the only thing needed to become a fluent reader
- Please continue to read with your child each day (even for 5 minutes) and encourage them to...
 - Make their reading sound like talking
 - Re-read it if it doesn't make sense
 - Talk about what they read
 - Most importantly... ENJOY READING!