





Spring Term 1	Week 1- Week 6		Additional Books
<p>Focus book</p> <p>This is one of the books which is shared during this term. However many other books are shared linked to the overall learning and development for the term.</p>	 <div style="text-align: center; margin-top: 20px;">  </div> <div style="border: 1px solid black; padding: 10px; margin: 10px auto; width: 80%;"> <p>The nursery children will be introduced to this story through the exploration of eggs. They will learn to retell the story, internalizing how the language is structured in the book. Once they know the story well, they will initially begin to change parts the story leading to the creation of their own story. They will also explore poetry about eggs.</p> </div>		
<p>Communication and Language</p>	<p>Concept Cat Concept cat is a cat puppet who teaches children key vocabulary through fun videos and activities. Here are the words for this half term:</p> <p>Hard soft Quick slow Some A bit All most First last After before</p>	<p>Songs and rhymes- The following songs and rhymes will be taught this half term:</p> <ul style="list-style-type: none"> • Humpty dumpty • 5 in the bed • 10 in the bed • Alice the camel • Old McDonald farm <p>Your child will revisit previous learnt rhymes throughout this term alongside the above new rhymes.</p>	<p>Further knowledge for Parents/Carers</p> <p>Rhyme – words that have the same ending sound (not necessarily the same spelling e.g cheese and please) Syllable- the amount of beats in a word. They can also be known as claps or chunks in a word. Children will learn to... Joins in songs and rhymes copying sounds, tunes etc clap syllables in a word Count words in a sentence spoken</p>
<p>Literacy and Reading</p>	<p>Literacy Reading- <i>please remember to visit the nursery to borrow a class library book for your child every week.</i></p> <p>Ask your child to say repeated words Encourage your child to respond to what and where questions Talk to your child about the beginning and end of story-events Model the words print, text, writing at home Finds words and pictures in a book Talk to your child about their own favourite recommended book</p>	<p>Vocabulary we will learn in Literacy</p> <p>Cover, front, back, spine, pages, upside down, print, words, text Character, repeat, beginning, end. egg, curved, shapes, baby, animals, adult, cycle</p>	

<p>Pre-writing shapes Your child will continue to practise the main pre-writing shapes alongside ladder family letters such as l, i, u, t, y. they will have weekly opportunities to practise writing letters in their name with an adult.</p>							
<p>Personal, Social and Emotional Using Makaton signs for feelings</p>	<p>Talk about what makes you feel happy? What makes you feel sad? encourage your child to share their feelings.</p>	<p>What makes you feel angry?</p>	<p>words I can use to resolve conflict- step 3</p>	<p>What makes you feel worried?</p>	<p>What makes you feel excited?</p>	<p>school values and school pledge What makes you feel scared?</p>	<p>Give me 5 Magnet eyes Listening ears Lips still Brains switched on Smart sitting</p>
<p>Physical Development Rules for travelling indoor, outdoor Vocabulary Safe- sharp</p>	<p>Physical Development Knows how to put on own coat, brush teeth, use Hoover/dustpan at home. Encourage your child to tidy up. Manages zips by putting pin into the box.</p>		<p><u>How to teach a child to put on their coat.</u></p> <ol style="list-style-type: none"> Place coat on the floor Tag/hood nearest to child's feet. Child's arms placed in arm holes Tip and flip coat over head 		<p><u>Using Tools and one-handed equipment- your child will learn how to:</u></p> <p>crack eggs taste eggs kneading, rolling and cutting tasting hot, sour rubbing in flour and butter cooking noodles making sandwiches</p> <p>Vocabulary crack, yolk, rub, knead, roll, flatten, flat, hard, soft mix, squeeze, spread, sharp, safe, control, safe, sandwich, half, parts</p>		
<p>Mathematical Development</p>	<p>Explore position and space Show me 1,2,3 Move and label 1,2,3 Explore position and routes Explore own first patterns Take and give 1,2,3</p>			<p>Mathematical language Position, sides, corners, flat, curved, shapes, round, sharp, pointy, 1,2,3. place, position</p>			

<p>Knowledge and understanding of the world</p>	<p><u>What makes me special?</u></p> <p>RE-The BIG question in RE remains the same for the whole year. Each term children will explore a different faith. This term the nursery will learn about a man called Muhamad and the care he demonstrated towards some kittens. The children will understand the importance of caring for living things and how being a role model is a good thing. They will learn that Muslims believe animals should be treated with kindness and care.</p> <p><u>Vocabulary</u> kitten, kind, living, role model, care, love, Muslim, Allah, special, prophet</p>	<p><u>Science</u></p> <p>The focus will continue to build on prior knowledge about their senses of sight, hearing, touch, smell and taste.</p> <p>Encourage your child to talk about what happens in the Spring and summer and the changes they might hear, see, feel and smell.</p> <p>They will also learn the following;</p> <ul style="list-style-type: none"> • Animals which live on a farm • Baby farm animals and their adults • Animals that lay eggs such as chickens. • The type of foods we get from farm animals • Other things do we get from farm animals 	<p><u>Geography/History</u></p> <p>This term the nursery will be naming special places in their home and community. They will think about what makes a place special. Your child will visit different places and begin to talk about things they like about their school/home/grandparents' home.</p> <p><u>Vocabulary</u> Near, far, home, school, place, family, sight, special, place, community, home.</p>
<p>Expressive arts</p>	<p><u>Expressive Art and Design-Printing</u></p> <p>Through exploration of the element of printing the children in the nursery will continue to explore all aspects of colour around them through print. They will develop their understanding of how colour can be changed. Please talk about colours you can see everywhere! Your child will have a go at touch drawings and creating tangible art. Provide opportunities for your child to print using objects and different parts of their bodies.</p> <p><u>Vocabulary</u> Line, same, red, yellow, orange, green, black, white, blue, mix, spectrum, colour, marks, tools, sort, match, add, print, repeat, same, different, texture, smooth, rough</p>	<p><u>Expressive Art and Design- Teach your child how to draw a face</u></p> <ol style="list-style-type: none"> 1. Draw a circle 2. Draw circles for the eyes and lines for eyebrows 3. Draw a nose, holes for nostrils Draw a mouth 4. Draw ears 5. Draw hair using different types of lines 	<p><u>ICT</u></p> <p>Your child will be using the Purple Mash programme to further explore colour using colour tools. They will find out about baby and adult animals and how they feed.</p>
<p><u>Culture Capital:</u> Throughout this term your child will be going on different educational visits.</p>	<p>Stamford Hill Library visits, Number Day, travelling on a train, visiting baby animals, visiting an art gallery.</p>		