






Spring Term 2	Weeks 1-6		Additional Books
<p><b>Focus book</b></p> <p>This is one of the books which is shared during this term. However many other books are shared linked to the overall learning and development for the term.</p>	<div style="display: flex; align-items: center;">  <div style="margin-left: 20px;"> <p>→</p> <div style="border: 1px solid black; padding: 10px; width: fit-content;"> <p>The nursery children will be introduced to this story through the exploration of bread. They will buy, taste and explore how bread is made. This story will enable children to begin to sequence the main events and use the repetitive language. Children will become storytellers and will create their own version of the story.</p> </div> </div> </div>		
<p><b>Communication and Language</b></p> 	<p><b>Concept Cat</b> Concept cat is a cat puppet who teaches children key vocabulary through fun videos and activities. Here are the words for this half term:</p> <p>Hard soft      Quick slow      Some A bit      All most      First last      After before</p>	<p><b>Songs and rhymes</b>—The following songs and rhymes will be taught this half term:</p> <ul style="list-style-type: none"> <li>● Down in the jungle</li> <li>● Hole in my bucket</li> <li>● This little piggy</li> <li>● 10 fingers, 10 toes</li> <li>● Dingle dangle scarecrow</li> </ul> <p>Your child will revisit previous learnt rhymes throughout this term alongside the above new rhymes.</p>	<p><b>Further knowledge for Parents/Carers</b></p> <p><b>Rhyme</b> – words that have the same ending sound (not necessarily the same spelling e.g cheese and please) <b>Syllable</b>– the amount of beats in a word. They can also be known as claps or chunks in a word. <b>Children will learn to...</b> Joins in songs and rhymes copying sounds, tunes etc clap syllables in a word Count words in a sentence spoken</p>
<p><b>Literacy and Reading</b></p> <p>please share the weekly focus book at home with your child</p>	<p><b>Literacy Reading</b>— please remember to visit the nursery to borrow a class library book for your child every week.</p> <p>Ask your child to say repeated words Encourage your child to respond to what and where questions Talk to your child about the beginning and end of story—events Model the words print, text, writing at home Finds words and pictures in a book Talk to your child about their own favourite recommended book</p>	<p><b>School library</b></p> <p>Your child will borrow a book from the Holmleigh school library. This book will need to be returned to school every Friday morning. Parents/carers are invited to join this session every Friday from 9-9.30.</p>	<p><b>Vocabulary we will learn in Literacy</b> Cover, front, back, spine, pages, upside down, print, words, text Character, repeat, beginning, end, blurb, barcaode hunt bear travel journey river forest cave snowstorm</p>

<p><b>Pre-writing shapes</b> Your child will continue to practise the main pre-writing shapes alongside curly caterpillar family letters such as c,a,o,d,g . They will have weekly opportunities to practise writing letters in their name with an adult.</p>				<p>c a o d g curly caterpillar letters</p>		
<p><b>Weeks 1-6</b></p>						
<p><b>Personal, Social and Emotional</b></p> <p>Using Makaton signs for feelings</p>	<p>my feelings feelings of others</p> <p>ICT topic pin- feelings</p>	<p>knows rules for keeping safe on the road</p> 	<p>recognise hazards and dangers in the school</p>	<p>recognise hazards and dangers on the road</p>	<p>who keeps me safe at home and school</p>	<p>handwashing-</p>  <p><b>Give me 5</b> Magnet eyes Listening ears Lips still Brains switched on Smart sitting</p>
<p><b>Physical Development</b> Rules for travelling indoor, outdoor</p> <p><b>Vocabulary</b> Safe- sharp</p>	<p><b>Physical Development</b> Knows how to put on own coat, brush teeth, use Hoover/dustpan at home. Encourage your child to tidy up. Manages zips by putting pin into the box. hammering using a mallet alternates feet when climbing- marching and running</p>		<p><b>How to teach a child to put on their coat.</b></p> <ol style="list-style-type: none"> <li>1. Place coat on the floor</li> <li>2. Tag/hood nearest to child's feet.</li> <li>3. Child's arms placed in arm holes</li> <li>4. Tip and flip coat over head</li> </ol>		<p><b>Using Tools and one-handed equipment- your child will learn how to:</b> use a sieve make pancakes make a fruit salad melting chocolate</p> <p><b>Vocabulary</b> fruits, pancakes, flour, egg, milk, frying pan, smooth, batter, flat, round, sweet,</p>	
<p><b>Mathematical Development</b></p>	<p>explore position and routes match, talk push and pull</p> <p>explore own first pattern Talk about dots using and applying through games</p> <p>take and give 1,2,3,</p>			<p><b>Mathematical language</b> position, route, jigsaw, pattern, count, 1,2,3, how many, arrangements, subitise, altogether, check, estimate,</p>		

## Weeks 1-6

**Knowledge and understanding of the world**

What makes me special?

RE-The **BIG question** in RE remains the same for the whole year. Each term children will explore a different faith. **This term the nursery will learn** about the Christian festival of Easter. They will learn about how families worship and celebrate. Easter is the most important festival for Christians because it tells of the death and resurrection of Jesus who they believe is the son of God.

Vocabulary

Christian, life, death, happy/sad, Easter, cross, Palm Sunday, Good Friday, Forgiveness, Easter, Sunday, angels, disciples.

Science

The focus will continue to build on prior knowledge about their senses of sight, hearing, touch, smell and taste. They will explore animals and those which can be pets through stories and videos.

Encourage your child to talk about animals they know and their babies. **They will also learn the following;**

- The type of foods we get from farm animals
- Animals as pets
- Wild animals
- Sorting wild and farm animals
- Investigations for push or pull

Geography

This term the nursery will be travelling in the community to look at different building and naming building which are special to them and their family.

History

This half term the nursery will find out about people and the roles they play in society. I particular the vets. They will explore how they help them and special tools they may use for their job.

Vocabulary

Near, far, home, school, place, family, sight, special, place, community, home, building, help, roles, vets, tools, equipment, job

**Expressive arts**



Expressive Art and Design-Printing

Through exploration of the element of collage the children in the nursery will continue to explore all aspects of colour around them through the work of the artist Judith Scott. They will develop their understanding of how colour can be combined to create collage. Please collect recycled materials such as: wool, string, boxes and fabrics for your child to use at nursery to create their collage.

Vocabulary

repeat, match, same, different, texture, smooth, rough, wrapping, texture, materials, collage, Judith Scott, Downs Syndrome

Expressive Art and Design- Teach your child how to draw a face

1. Draw a circle
2. Draw circles for the eyes and lines for eyebrows
3. Draw a nose, holes for nostrils Draw a mouth
4. Draw ears
5. Draw hair using different types of lines

ICT

Your child will be using the **Purple Mash programme** to further explore colour using colour tools. They will continue to find out about baby and adult animals and how they feed alongside the following:

- designing their own building
- celebrating Easter
- the natural world- pets
- maps of the city

**Culture Capital:**  
Throughout this term your child will be going

Stamford Hill Library visits, Christian visitor or church visit, visit to pets at home, visit to art gallery- Tate/ Bethnal Green Museum of Childhood, visit to local park- zip lines and balance beams, world oral health day, St Patricks day, mothering Sunday,

on different educational visits.	
----------------------------------	--